



**Innovation
- with tradition**

www.kronevinduer.dk





TRADITION is a vital component of any successful product development and when this is combined with the latest timber engineering and production technologies the only end product is quality.



KRONE® VINDUER

is a 100% owned Danish company and located in North Jutland. All products are produced in our factory ensuring our quality control procedures.

All timber is produced using the process oko-system of timber engineering. This process ensures that all external faces are Heartwood. This timber engineering removes all defects from the timber including shake, dead knots and pockets of resin. The timber is then fingertoned with each joint being almost twice as strong as standard profile.

As a result of this timber engineering, the vacuum impregnation process is eliminated and therefore further reducing the impact on the environment



A new electrostatic paint system has been introduced to our production system in the Summer of 2006. All products are scanned and then robotically spray painted.

This system ensures that all windows and doors have an unrivalled uniform finish that is second to none.



we deliver solutions for all type of buildings..



One-Off Dwelling



Phased protects



Renovation



Architectural

If you choose a **KRONE®** product
- you can be sure getting the highest quality
products in the market..



SCANDINAVIAN REDWOOD
Finished to a choice of stains
or selected RAL colours.



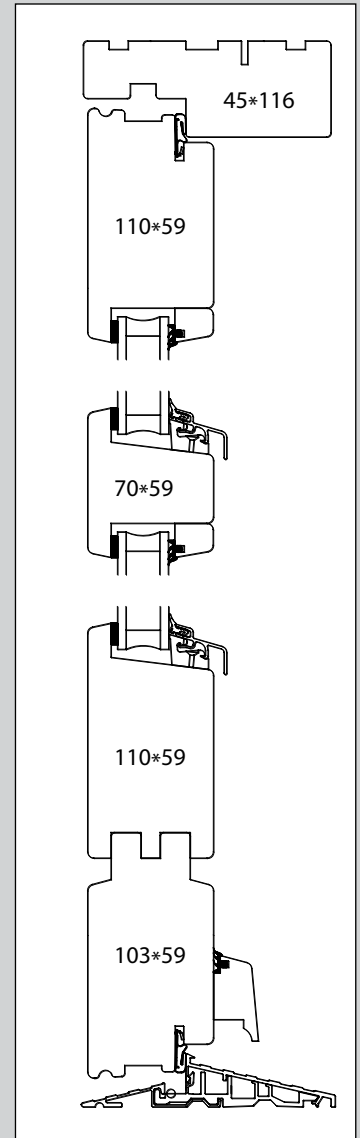
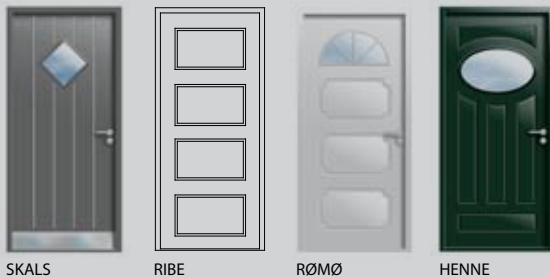
MAHOGANY
Finished with a Danish wood oil.



ALU/WOOD COMBI
Finished a choice of selected
RAL colours.

SOLID VENEERED DOOR SCREENS


Highly insulated Soup Doors doors with multiple design options



All entrance doors are delivered to our customers specification and design criteria which include ironmongery options. Options also available for wheelchair access thresholds in lieu of standard hardwood threshold.



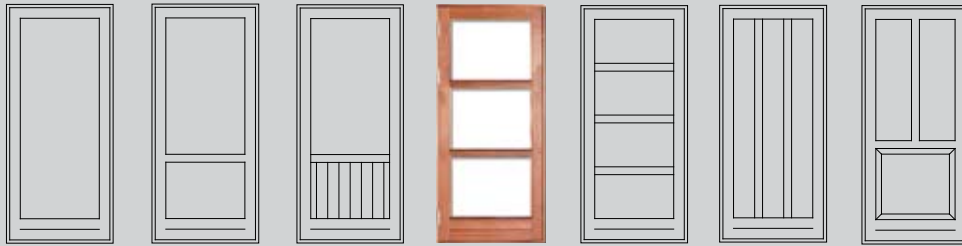
- Insulated plate of extruded polystyrene rigid foam (XPS)
- Vertical veneer on the reverse side
- Aluminium moisture barrier and stabilising sheet
- Vertical veneer - secure stability
- Horizontal veneer - secure stability
- 1,5 mm cut front side veneer - secure durability




ENTRANCE/TERRACE DOOR SCREENS




Glazed Door Screens with multiple design options




9001 9002 8003 8033 9004 8133 8113



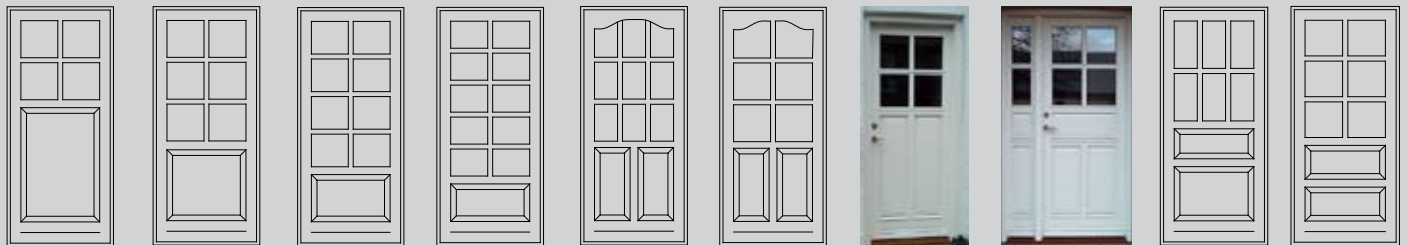
9003 9004 9005 8101 8103 8204 8205




9016 9008 9010 9012 8228 8223



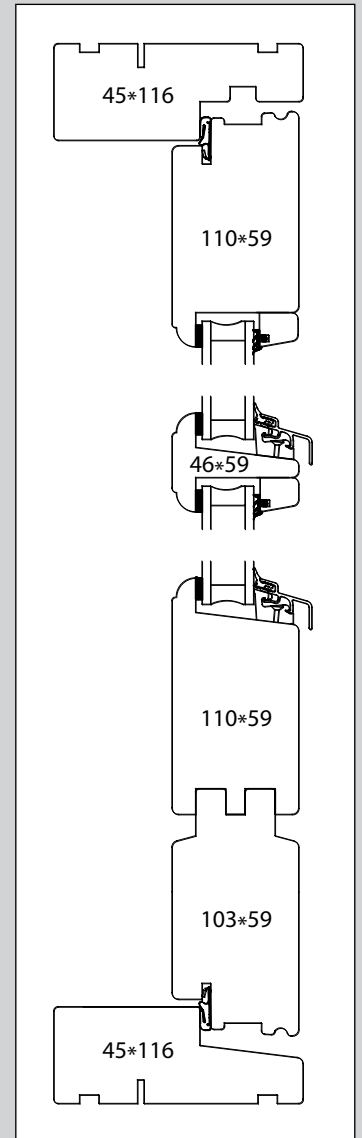
9033 9034 9035 9036 8210



8104 8106 9209 9210 8239 8216 8226 8207

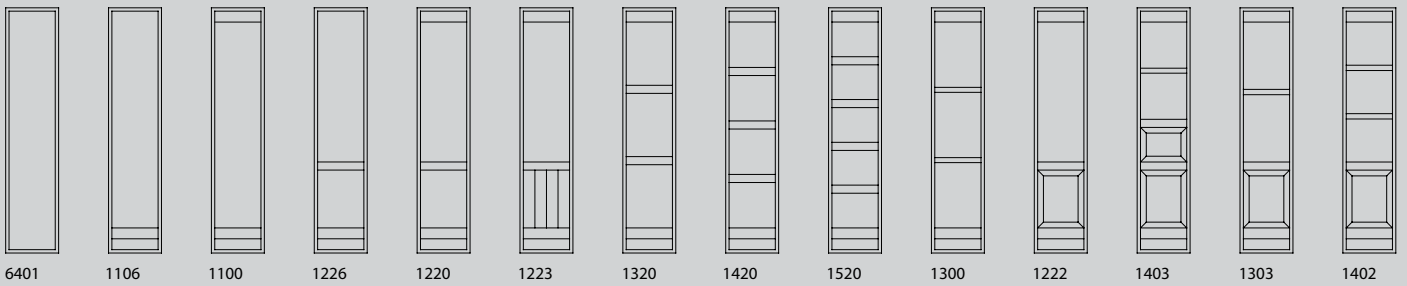


8102 8209 8224 8244 8245 8262 8208 8210



SIDELIGHT

Screens and Sidelights




The charming HALF-DOOR
Re-invents the old traditional
stable door and is an ideal product
for the family home



HALF DOORS


Outward Opening Half Doors




TERRACE DOORS




Terrace Doors with multiple design options




9101




9112



9111



9113




9114




9115




9124



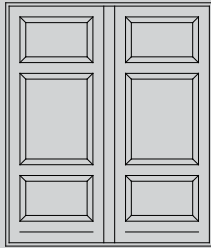
9125



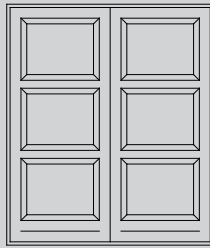
9116



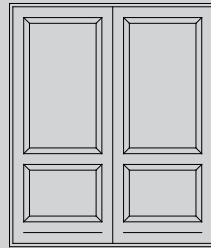
8552H



8523H



8523



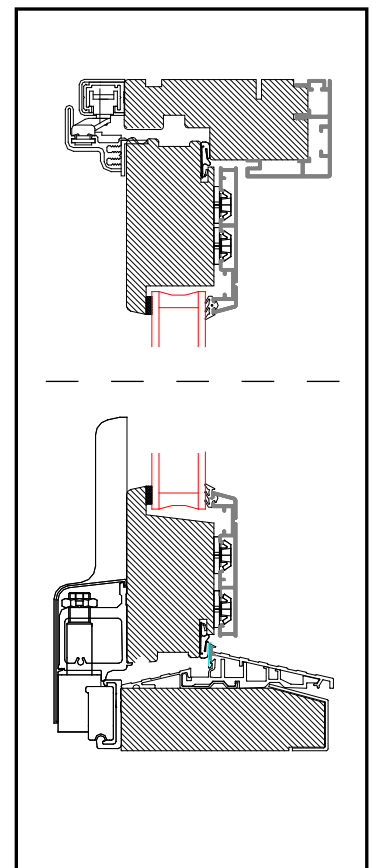
8522




TILT/SLIDE

SLIDING DOOR SCREEN

WITH TILT FUNCTION FOR VENTILATION






6401



6402




6403



6404




3301



4403



6505




6302




6303



6304



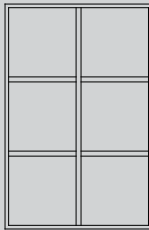
4404




4406




4408



4606




4609




4612


TERRACE SCREENS




5131



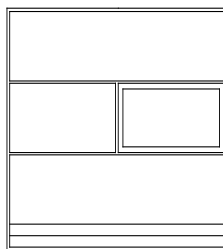
5110



5130




5121




5092BV




7801




5232




5210



5221




5230




5231




3501




3552



3505




3502




3504



4604




4504




4904




4102




4202



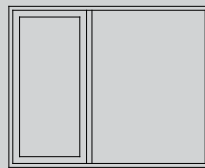
4903



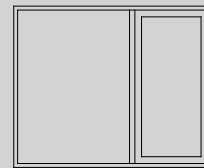
4603




4503




3702



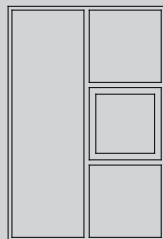
3602



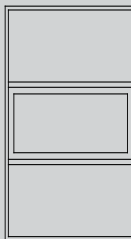
7906



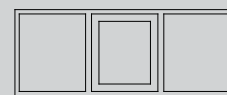
7606



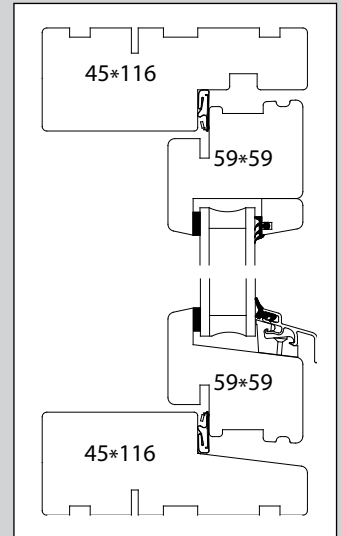
7504



7503



6503



Hinging Options



Sidehug


Sidehug reversible





Tophug


Tophug reversible




Window handle



Model:
Hoppe -Tokyo



3506



3509



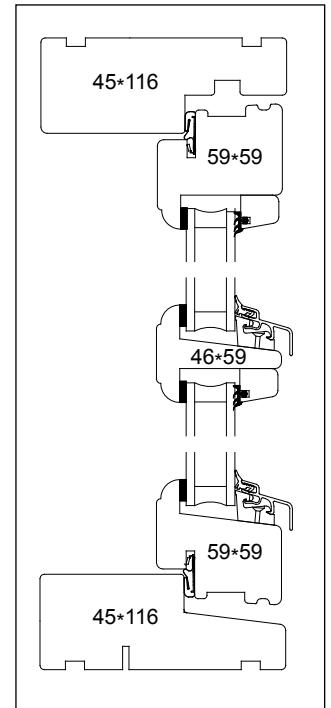
3503



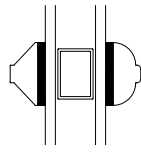
RUSTIC COTTAGE STYLE



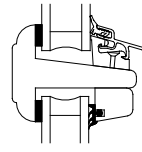
...where environment and quality unite



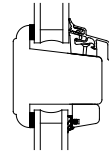
RUSTIC COTTAGE STYLE



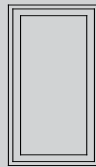
25 MM G/BAR




46 MM G/BAR




60 MM G/BAR




3101



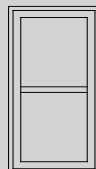
3202




3303




3404




2101



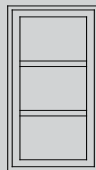
2204




2306




2408




2103



2206




2309



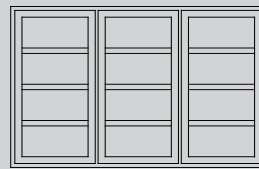
2412




21045



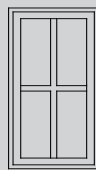
22085



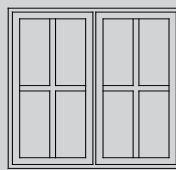
23125



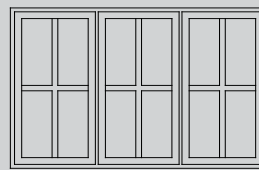
24165



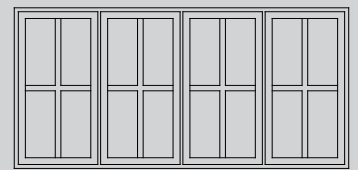
2104



2208




2312



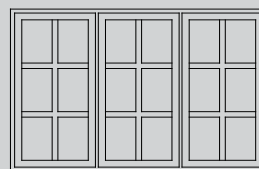
2416




2106



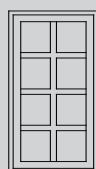
2212




2318




2424




2108



2216



2324



2432

Hinging Options



Sidehung


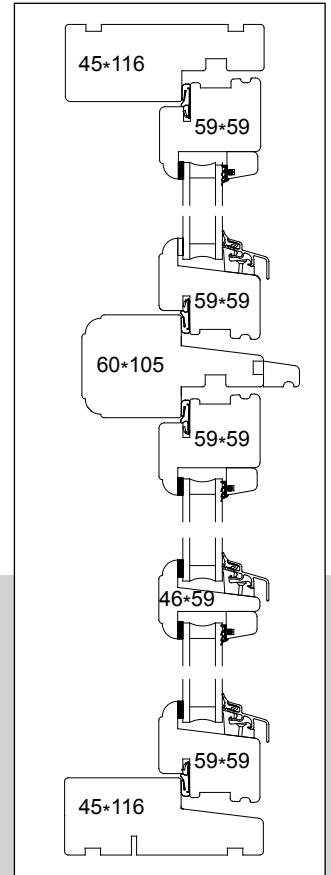
Sidehung reversible




Tophung

Tophung reversible






1343




1344



1346



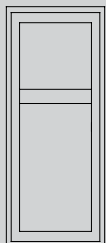
1345




1342




1347



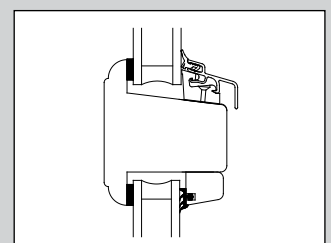
1112



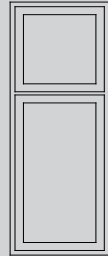
1214




1316




TRADITIONAL DANISH STYLE




1102



1204




1306




1408




1103



1206



1309



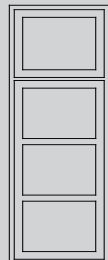
1412




Hinging options

Sidehung
Sidehung reversable


Tophung
Tophung reversable




1104



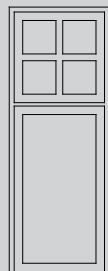
1208




1312




1416




11021122



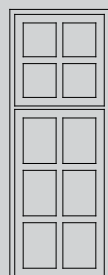
12041122




13061122




14081122




11022322



12042322



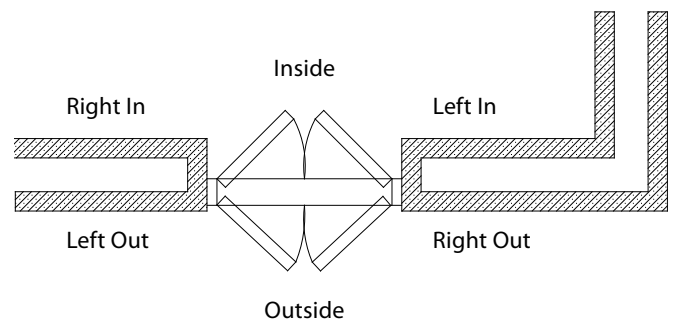
13062322



14082322



For **KRONE® VINDUER** all measures are standard.



STANDARD RAL COLOURS



9010 Pure white




9005 Jet black



9001 Creme



5010 Genetian blue



7035 Light grey



8016 Mahogany brown



7042 Traffic grey



Green Umbra (Danish colour)



7016 Antracite grey



3009 Ruby red

OBSCURED GLASS



MINISTER



ABSTRACTO 187



STIPOLYTE



COTSWOLD



TRAVERTINO



TWIST



PACIFIC



STOR ARTIC



GEORGAS WIRED



SANDBLASTED



Krone Vinduer will always be second to none in the development of the energy efficiency of our products and also in our manufacturing process.

All our products are Energy Rated. Achieving this rating means that the best production and choice made relating to the materials and the type of manufacturing process gives our windows and doors the best possible energy consumption and the most comfortable living conditions.





The only choice..



Dealer: