



**KRONE**<sup>®</sup>  
VINDUER



## **KRONE + SA Concept**

High Performance Window / Façade Glazing Systems













**KRONE SCANDINAVIAN REDWOOD / PINE**

Finished to a choice of stains or selected colours


Type	U-Value W/m <sup>2</sup> K	Glass	U-Glass W/m <sup>2</sup> K	Fixed frame W/m <sup>2</sup> K
<b>Pine</b>	<b>1.27</b>	<b>4+16+4</b>	<b>1.1</b>	<b>1.21</b>




**KRONE HARDWOOD**

Finished with a Danish wood oil



Type	U-Value W/m <sup>2</sup> K	Glass	U-Glass W/m <sup>2</sup> K	Fixed frame W/m <sup>2</sup> K
<b>Hard wood</b>	<b>1.31</b>	<b>4+16+4</b>	<b>1.1</b>	<b>1.23</b>





**KRONE WOOD / ALUMINIUM COMBI**

Type	U-Value	Glass	U-Glass	Fixed frame
	W/m <sup>2</sup> K		W/m <sup>2</sup> K	W/m <sup>2</sup> K
<b>Timber</b>	<b>1.40</b>	<b>4+18+4</b>	<b>1.1</b>	<b>1.36</b>
<b>Alu</b>				



**KRONE WOOD / ALUMINIUM ENERGY COMBI**

Type	U-Value	Glass	U-Glass	Fixed frame
	W/m <sup>2</sup> K		W/m <sup>2</sup> K	W/m <sup>2</sup> K
<b>Alu/ Energi</b>	<b>1.27</b>	<b>4+16+4</b>	<b>1.1</b>	<b>1.21</b>
<b>Alu/ Energi</b>	<b>0.94</b>	<b>4+12+4+12+4</b>	<b>0.72</b>	<b>0.95</b>

